

CURRICULUM CONNECTIONS

Ladybug: Action Hero!



Support for SEAS has been provided by the Frederick A. DeLuca Foundation and the following Funds at the Community Foundation of Broward:

Mildred H. Fagen Charitable Fund
Leonard & Sally Robbins Fund
Mary and Alex Mackenzie Community Impact Fund



Frederick A. DeLuca
FOUNDATION



**COMMUNITY
FOUNDATION
OF BROWARD**

What's included in Curriculum Connections:

Letter to Teachers...page 2

Theater Etiquette...page 3

From Page to Stage (How to explain adaptations)...page 4

Story/Synopsis...page 5

Pre and Post Show Worksheets/Links and Activities...pages 6-15

Student to Family Cooperative Activity Ideas...page 16

Florida Standards Alignments...page 17

Student Theater Review...page 18

Know Before you Go:

- Arrive at the theater 15 to 20 minutes before show time. Allow extra time for Broward County traffic. We are unable to start a show late.
- Please stay on the bus until greeted by a SEAS usher. At that time, please give the usher your BUS document and the usher will escort you to the theater.
- Remember to watch our Know Before You Go Video:

<https://tinyurl.com/ElementarySeasWelcome>

Sensory Experience Ratings:

Below are some ratings to help students prepare for the experience.

A rating of 1 represents a small amount and a rating of 5 represents a large amount.

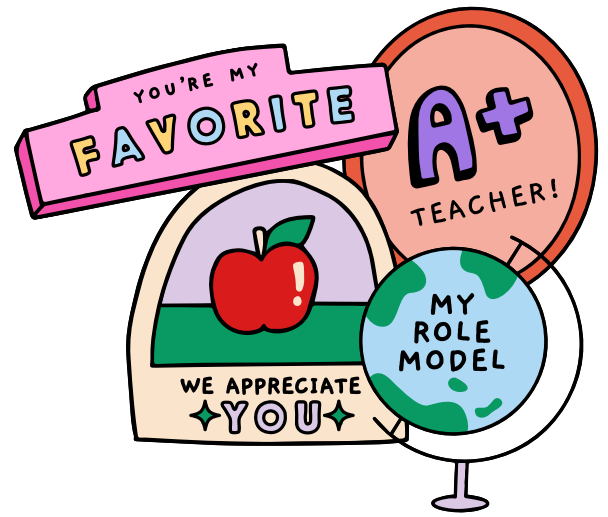
- Potentially Anxious Moments: 1
- Scarieness: 1
- Theatrical Effects: 1





Dear Teacher,

We appreciate you!



This guide can help in your classroom, whether before or after coming to see a play or musical it can be used to highlight important concepts. The curriculum connections introduced by the Broward Center for the Performing Arts are always aligned to the Florida Standards with the idea that they introduce another tool to effectively implement engaging methods to bring the page to the stage.

Curriculum Connections improve comprehension, help students organize information, and assist students' metacognition by enabling students to check for understanding. It is designed to be used before or after coming to the theater unless otherwise stated and may contain activities for certain grade levels (this will be clearly labeled).

Curriculum Connections will always contain a reminder of theater etiquette as well as a social emotional learning activity, and a Student-Family Cooperative Activity. The activities may be re-printed for individual use, used on smart boards as class activities, or in groups. It is suggested to discuss the play or musical as a class before your field trip.

Remember to follow us on Facebook and Instagram @Broward Center Education and use the QR code (below) for our Teacher's Lounge to receive insight about discounted tickets and information for you and your students!

*nothing
but
gratitude!*

MUCH
appreciated






Theater etiquette

There is so much that goes into creating a show for the stage. Behind the scenes, there are people who control the lights and the sound, the sets and the props. There are directors, writers, producers, musicians, and choreographers. So many people work together to create the performance you and everyone in the audience watches.

It is helpful to remind students of appropriate audience etiquette by explaining and discussing WHY these rules of behavior are important:

- Restroom visits are best made prior to the performance.
- Listen carefully to the ushers and your teachers. This gets everyone to your seats quickly and ensures a pleasant experience.
- Turn watches and cell phones to silent.
- Walk single file, hold hand rails as you use the steps for your safety.
- Listen carefully to each performer. They are working hard to entertain and inform with lots of clues about the story.
- Refrain from TALKING. This allows everyone to enjoy the show without distraction. Sometimes we think that if we whisper it is okay. But, if everyone in the audience whispers, it becomes disruptive.
- Laugh if something is funny, but not too loudly, you don't want to miss any dialogue.
- Photography and recording are not permitted.
- Pay attention to the lighting, scenery, costumes and music. All of these elements help provide more details to tell the story in an interesting way.
- Applaud (clap) and laugh at the right moments. This shows the performers that you respect and appreciate their work.

From Page to Stage



Books make wonderful theater! When adapting a book however, changes must be made to the plot, setting and/or characters to accommodate the length of the play or to help bring the show to life on stage!

Here are some famous adaptations you may know:

Legally Blonde/Les Miserables/The Wonderful Wizard of Oz/Mary Poppins/How the Grinch Stole Christmas/The Color Purple/A Christmas Carol/The Secret Garden/Charlie and the Chocolate Factory/Cinderella/Alice in Wonderland/Beauty and the Beast/Romeo and Juliet

Vocabulary to share with students:

Adaptation: Something that has changed so that it can be presented in another form.

Playwright: A person who writes plays.

Lyricist: A person who writes the words of a song.

Composer: A person who writes music.

Author: A person who writes something such as a book or an article.

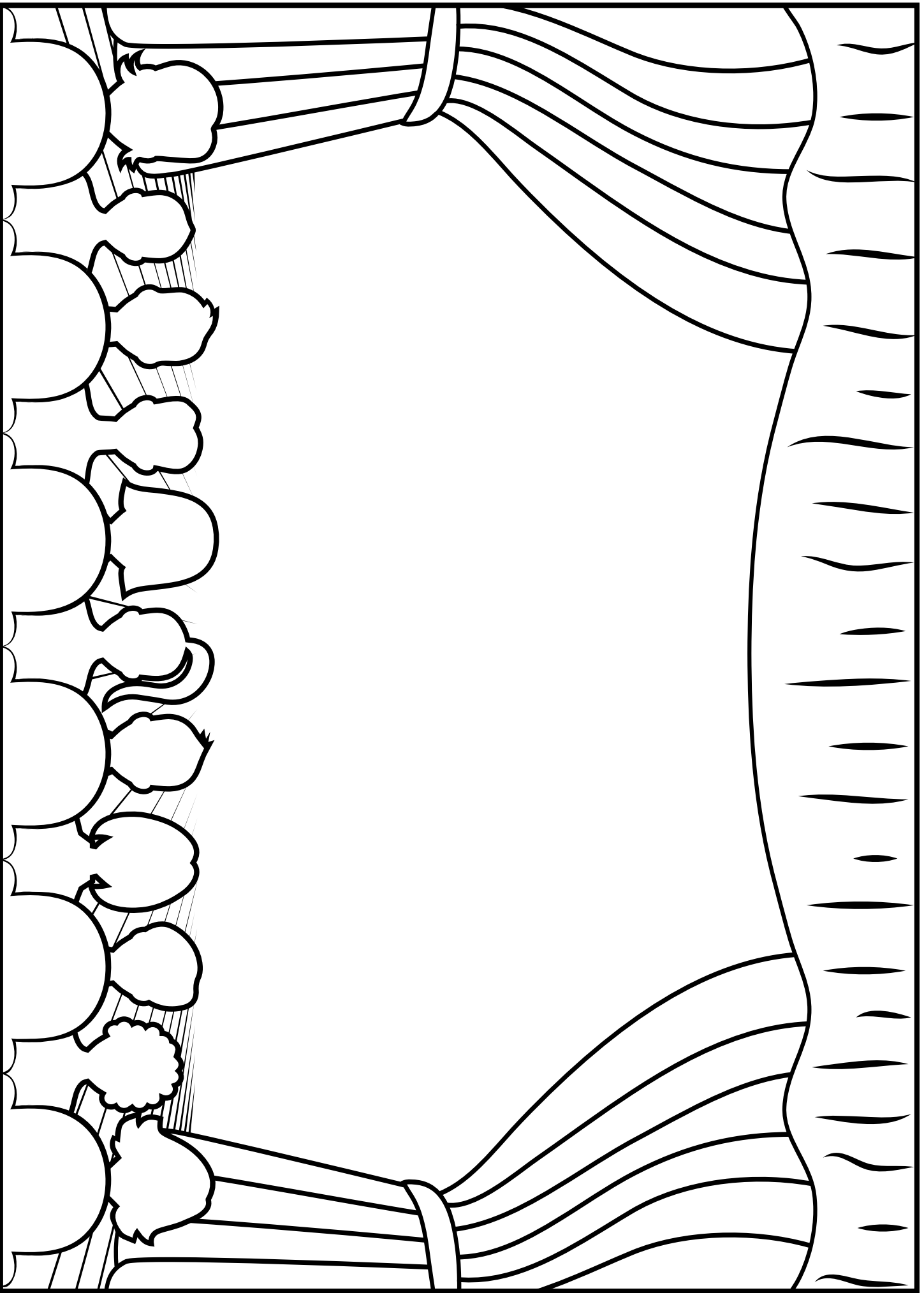
Characters: the individuals portrayed by actors in a play or musical.

Director: A key creative figure in theater responsible for overseeing the artistic aspects of a production.

Pre-Show creative questions:

Ask your students, "If you could adapt any book for the stage, which book would you choose and why?" Invite them to draw a picture of the story they would adapt on stage. Define costumes, set and props and ask students to draw what the set would look like on stage as well as the characters' costumes. (Use the next page to spark creativity)

Choose a book or story to adapt to a play or musical.
Draw a picture of the set and props and/or actors in costume here.





Ladybug: Action Hero!

Synopsis:

"Lady Bug - Action Hero! is the story of a beautiful, sweet, and very strong little Lady Bug who lives in the 'forest of forever.' She is friends with a ditsy blond butterfly, wise old Mr. Turtle, and a hip-hopping frog. Students will meet a tap-dancing caterpillar and ferocious fire ants!

Lady Bug saves old Mr. Turtle using her Karate skills. Into the forest fly two Love Birds. A hunter creeps in, and captures one of the Love Birds. To make matters worse, a wasp flies in, and heads straight towards the frog. Lady Bug rushes to protect him, and the Wasp, so taken aback by the courage of this little bug, breaks down in tears.. They all become fast friends. Lady Bug now has to find the lost Love Bird. She finds her in the home of a young family who has a little girl.

The little girl convinces her parents to let the Love Bird return to the forest. Lady Bug and the Love Bird fly home. But the Hunter returns to finish the job, not realizing there is another member of the family - the Wasp! She attacks him, sending him off howling in pain.

Remember the caterpillar? Well from the depths of the forest appears a fuzzy little face - it squirms and rolls around and soon we see a beautiful butterfly - a friend for Betsy. **And the moral of the story?**
A hero can be small in size, but is always big of heart.

Ladybug: Action Hero!

Let's describe insects




Write sentences describing the insects. Use adjectives. (name, color, size, special characteristics)



This is an ant.


It is red and black.

It has six legs.




Ladybug: Action Hero!


Insect Resource Page




Worm




Caterpillar




Dragonfly




Larva




Moth




Grasshopper



Cockroach



Fly




Louse



Bee




Butterfly



Mosquito




Cricket




Beetle




Ladybug



Ant



Slug
7



Snail

Ladybug: Action Hero!

COUNTING LADYBUGS

K-1

Count the lady bugs and write the number in the box provided.



Ladybug: Action Hero!

COUNTING LADYBUGS

2-3

Count the lady bugs and write the number in the box provided.






Ladybug: Action Hero!

COUNTING LADYBUGS

4-5

Multiply or divide the lady bugs and write the number in the box provided.

 \div 

 \times 

 \times 

 \div 

 \div 


 \times 

 \times 

Ladybug: Action Hero!

Observing Insects

Choose your favorite insect.
Do some research and complete.



This insect is

Draw me or
cut and paste a
photo!

FUN FACTS
ABOUT IT

WHERE IT LIVES
AND WHAT IT EATS



Ladybug: Action Hero!

Dance Charades

Whole Class Activity

In order to begin this activity, first create a space in the classroom that provides room for individual students to move freely and room for other students to observe.

1. Introduce the activity with a discussion of types of movements present in all areas of life. Encourage students to come up with examples from areas such as sports (ice skating, catching a fly ball), animals (hop like a bunny, run like a deer), occupations (policeman directing traffic, carpenter hammering a nail), everyday activities (sweeping the floor, driving a car), and recreation (catching a fish, riding a roller coaster).

2. Have each student take a small piece of paper, or index card, write on it a type of movement to be acted out, and drop it into a bucket or large container. **NOTE:** For younger students, teachers may want to make the charade cards for them.

3. The charades will be played in the order the teacher pulls the cards/papers from the container or let the children take turns.

A timekeeper says, "Begin," and the student on the "stage" dramatizes the movement chosen.

A charade should be guessed by the audience within a ten-second time.



Ladybug: Action Hero!

Haiku-

A Haiku is a poem that has only three lines and covers one topic. The first and third lines have five syllables and the second line has seven syllables. See the example below and then write your own on a topic related to the rainforest.

Rainforest

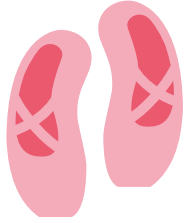

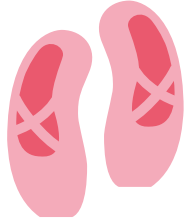
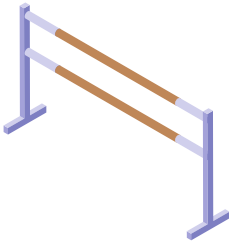

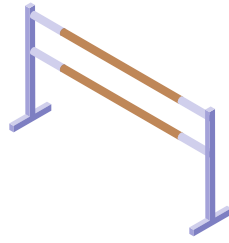




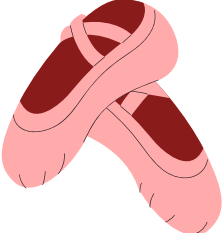

Rainforest is green
Ladybugs, butterflies, trees.
I can hear them sing.



Ladybug: Action Hero!


Patterns

Cut and glue which object comes next in the pattern.



Cut along the dotted lines



Ladybug Action Hero

SEL K-5

The moral of Ladybug Action Hero is that a hero can be small in size,
but is always big of heart.

What is your SUPER POWER? _____

Turn this model into YOU as a SUPERHERO!



K-5 Student to Family Cooperative Activity Ideas:

- Create a home theater space: Dedicate a specific area in your home as a temporary theater space. It can be anywhere with a little bit of space to "put on a show". Create a cozy ambiance with lighting and comfortable seating.
- Create tickets and programs: Design and print them at home or even hand made. Deliver the tickets to family members, and the programs can include information about the performance, cast, and crew. This adds a touch of authenticity and excitement.
- Snack bar and concessions: Set up a snack bar or concessions stand with a variety of treats and refreshments. You can even create special themed snacks related to the performance you are watching.
- Interactive viewing experience: Encourage audience participation during the performance. For example, during a musical, you can sing along to the songs and clap during applause-worthy moments!
- Post-show discussions: After the performance, have a family discussion about the show. Share your thoughts, favorite moments, and discuss the themes or lessons portrayed. This can foster critical thinking and encourage creativity in your kids.
- **Remember, the goal is to create a memorable and immersive experience. Adapt these ideas based on your family's preferences and the resources available to you. The key is to have fun and enjoy the theater experience in your digs!**

Additional Activity Ideas:



- Memory jars: Create a memory jar with your children. Write down favorite childhood memories on small pieces of paper and put them in a jar. Each week or month, take turns pulling out a memory and sharing it. This can spark conversations and lead to further discussions about your childhood experiences, and theirs too!
- Bedtime stories: Instead of reading traditional bedtime stories, take turns sharing personal stories from your childhood. These could be tales of adventure, funny incidents, or heartwarming experiences. This can create a strong bond between you and your children as you share personal narratives.
- Encourage your kids to create their own journals or scrapbooks to document their childhood memories. Take the opportunity to share your childhood stories as you help them with their own projects. You can even contribute by adding some of your own stories or mementos to their journals.
- What was your favorite song, band or genre growing up? Play a few songs for your child/children and let them play a few of their favorites for you!
- Create traditions with your child/children!: Establish special rituals or traditions that you can share. It could be a weekly movie night, cooking together on weekends, going for a walk after dinner, or singing at the top of your lungs before bedtime.

Standards Alignment: Ladybug Action Hero

Standards Alignment: The activities in this guide are aligned with the standards listed below. When teachers incorporate the arts, they increase student engagement, offer multiple points for students to access the curriculum, and provide alternate means for students to demonstrate what they know.

Florida's Benchmarks for Excellent Student Thinking (B.E.S.T.)	
Kindergarten through Grade 12/ English Language Arts	
ELA.K12.EE.1.1	Cite evidence to explain and justify reasoning.
ELA.K12.EE.2.1	Read and comprehend grade-level complex texts proficiently.
ELA.K12.EE.3.1	Make inferences to support comprehension.
ELA.K12.EE.4.1	Use appropriate collaborative techniques and active listening skills when engaging in discussions in a variety of situations.
ELA.K12.EE.5.1	Use the accepted rules governing a specific format to create quality work.
ELA.K12.EE.6.1	Use appropriate voice and tone when speaking or writing.
Mathematics	
MA.K12.MTR.3.1	Complete tasks with mathematical fluency.



My Theater Review

I saw: _____

Reviewed by: _____

This play/musical was about...

Here's a drawing of
my favorite character:

It made me feel:

I learned:

I gave this play/musical stars.



**We'd love to hear from you! If you'd like to submit this review,
please send to jenriquez@browardcenter.org**