

## CURRICULUM CONNECTIONS

# Let Freedom Sing



Support for SEAS has been provided by the Frederick A. DeLuca Foundation and the following Funds at the Community Foundation of Broward:

Mildred H. Fagen Charitable Fund

Leonard & Sally Robbins Fund

Mary and Alex Mackenzie Community Impact Fund



**Frederick A. DeLuca**  
FOUNDATION



**COMMUNITY**  
FOUNDATION  
OF BROWARD

## What's included in Curriculum Connections:

Letter to Teachers...page 2

Theater Etiquette...page 3

From Page to Stage (How to explain adaptations)...page 4

Synopsis...page 5

Pre and Post Show Worksheets/Links and Activities...pages 6-14

Student to Family Cooperative Activity Ideas...page 15

Florida Standards Alignments...page 16

Student Theater Review...page 17

## Know Before you Go:

- Arrive at the theater 15 to 20 minutes before show time. Allow extra time for Broward County traffic. We are unable to start a show late.
- Please stay on the bus until greeted by a SEAS usher. At that time, please give the usher your BUS document and the usher will escort you to the theater.
- Remember to watch our Know Before You Go Video:

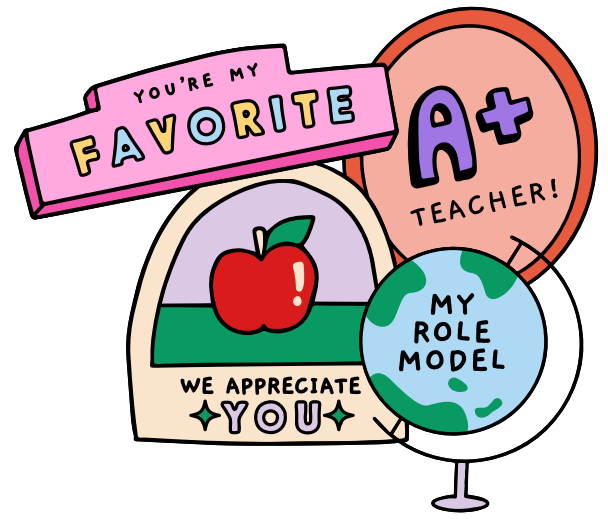
<https://tinyurl.com/ElementarySeasWelcome>





Dear Teacher,

We appreciate you!



This guide can help in your classroom, whether before or after coming to see a play or musical it can be used to highlight important concepts. The curriculum connections introduced by the Broward Center for the Performing Arts are always aligned to the Florida Standards with the idea that they introduce another tool to effectively implement engaging methods to bring the page to the stage.

Curriculum Connections improve comprehension, help students organize information, and assist students' metacognition by enabling students to check for understanding. It is designed to be used before or after coming to the theater unless otherwise stated and may contain activities for certain grade levels (this will be clearly labeled).

Curriculum Connections will always contain a reminder of theater etiquette as well as a social emotional learning activity, and a Student-Family Cooperative Activity. The activities may be re-printed for individual use, used on smart boards as class activities, or in groups. It is suggested to discuss the play or musical as a class before your field trip.

Remember to follow us on Facebook and Instagram @Broward Center Education and use the QR code (below) for our Teacher's Lounge to receive insight about discounted tickets and information for you and your students!

*nothing  
but  
gratitude!*

**MUCH**  
appreciated






# Theater etiquette

*There is so much that goes into creating a show for the stage. Behind the scenes, there are people who control the lights and the sound, the sets and the props. There are directors, writers, producers, musicians, and choreographers. So many people work together to create the performance you and everyone in the audience watches.*

It is helpful to remind students of appropriate audience etiquette by explaining and discussing WHY these rules of behavior are important:

- Restroom visits are best made prior to the performance.
- Listen carefully to the ushers and your teachers. This gets everyone to your seats quickly and ensures a pleasant experience.
- Turn watches and cell phones to silent.
- Walk single file, hold hand rails as you use the steps for your safety.
- Listen carefully to each performer. They are working hard to entertain and inform with lots of clues about the story.
- Refrain from TALKING. This allows everyone to enjoy the show without distraction. Sometimes we think that if we whisper it is okay. But, if everyone in the audience whispers, it becomes disruptive.
- Laugh if something is funny, but not too loudly, you don't want to miss any dialogue.
- Photography and recording are not permitted.
- Pay attention to the lighting, scenery, costumes and music. All of these elements help provide more details to tell the story in an interesting way.
- Applaud (clap) and laugh at the right moments. This shows the performers that you respect and appreciate their work.

# From Page to Stage



Books make wonderful theater! When adapting a book however, changes must be made to the plot, setting and/or characters to accommodate the length of the play or to help bring the show to life on stage!

*Here are some famous adaptations you may know:*

*Legally Blonde/Les Miserables/The Wonderful Wizard of Oz/Mary Poppins/How the Grinch Stole Christmas/The Color Purple/A Christmas Carol/The Secret Garden/Charlie and the Chocolate Factory/Cinderella/Alice in Wonderland/Beauty and the Beast/Romeo and Juliet*

## Vocabulary to share with students:

**Adaptation:** Something that has changed so that it can be presented in another form.

**Playwright:** A person who writes plays.

**Lyricist:** A person who writes the words of a song.

**Composer:** A person who writes music.

**Author:** A person who writes something such as a book or an article.

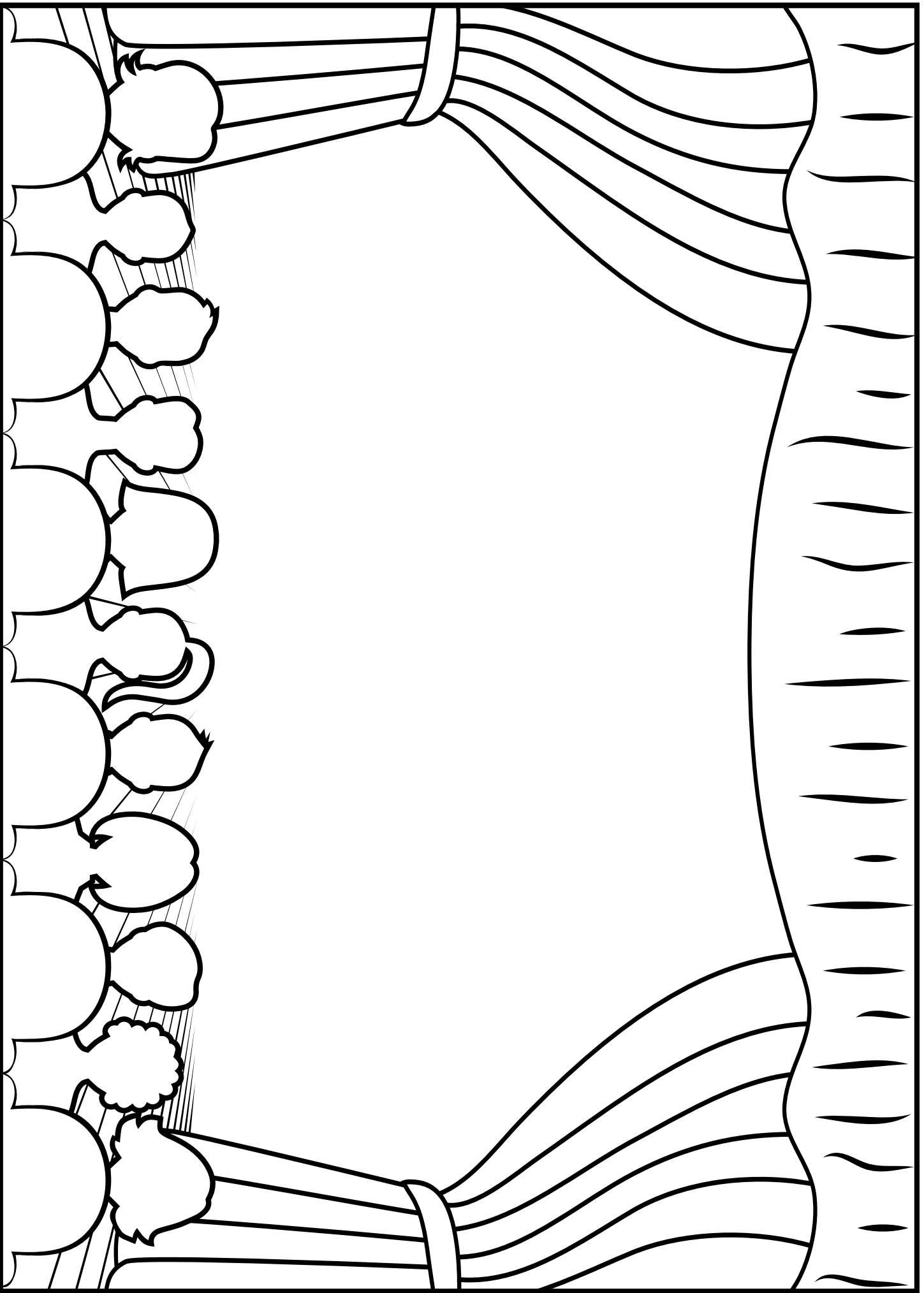
**Characters:** the individuals portrayed by actors in a play or musical.

**Director:** A key creative figure in theater responsible for overseeing the artistic aspects of a production.

## Pre-Show creative questions:

Ask your students, "If you could adapt any book for the stage, which book would you choose and why?" Invite them to draw a picture of the story they would adapt on stage. Define "costumes" "set" and "props" and ask students to draw what the set would look like on stage as well as the characters' costumes. (Use the next page to spark creativity)

Choose a book or story to adapt to a play or musical.  
Draw a picture of the set and props and/or actors in costume here.



# Let Freedom Sing Synopsis

Uncle Sam says “I want you” to celebrate American history with Stages Productions musical revue, “Let Freedom Sing!” This high-energy firecracker explodes with knowledge about our great nation; from her birth in 1776, through the dark days of the Civil War and right into today! Filled with colorful songs and characters like Betsy Ross, Abraham Lincoln and Dr. Martin Luther King Jr. this multi-media event will rekindle your appreciation for our homeland’s past and leave you proud to be an American.



# Let Freedom Sing: States of the USA Trivia

Name a US state which starts with each of the following letters:

A \_\_\_\_\_ O \_\_\_\_\_ T \_\_\_\_\_

How many US States have the word 'New' at the front? \_\_\_\_\_

Write the state names that match the postal abbreviations:

UT \_\_\_\_\_ FL \_\_\_\_\_ MA \_\_\_\_\_

Write the capital cities for the following states:

Hawaii \_\_\_\_\_ Washington \_\_\_\_\_

Oklahoma \_\_\_\_\_ Illinois \_\_\_\_\_

Unjumble the following states:

hodal: \_\_\_\_\_ xasTe: \_\_\_\_\_ hUta: \_\_\_\_\_

alwo: \_\_\_\_\_ eniaM: \_\_\_\_\_ iiwHaa: \_\_\_\_\_

Write the states that match the capital cities:

Dover: \_\_\_\_\_ Sacramento: \_\_\_\_\_

Albany: \_\_\_\_\_ Madison: \_\_\_\_\_

In what states are the following landmarks?

Golden Gate Bridge: \_\_\_\_\_

Disney World: \_\_\_\_\_



# Let Freedom Sing

*United States*

## Three Branches of Government

Directions: Add each word or phrase into the correct branch

Executive  
Branch

Legislative  
Branch

Judicial  
Branch

Congress

Senate

Supreme Court

Interprets Laws

Enforces Laws

Makes Laws

Vice President

President


# Let Freedom Sing

## LETTERS FROM THE FRONT

Using historical accounts and other references, adopt a soldier's persona and draft a letter to your family. Talk about what it's like fighting on the front lines, how they feel about the cause they're fighting for, and what they're dreaming of.



A large, rectangular area with a torn, ragged top edge, containing ten horizontal lines for writing a letter. The lines are evenly spaced and extend across most of the width of the page.



# Let Freedom Sing

## Principles of Non-Violence by Martin Luther King, Jr.

Martin Luther King Jr. was a Baptist minister and scholar. He was a social activist and led the civil rights movement against racial segregation during the 1960s.



Dr. King fought for equality and human rights for the Black people. He is also well known for his speech, "I Have a Dream," which he delivered during the March in Washington. In it, he said:

"I have a dream that one day this nation will rise up and live out the true meaning of its creed: "We hold these truths to be self-evident, that all men are created equal."

He was highly influenced by Mahatma Gandhi's non-violent approach to protests. This led King to write his six principles on non-violence.

In his book, *Stride Towards Freedom*, King listed down his six principles of non-violence as:

- ◆ A way of life for courageous people.
- ◆ Seeks to win friendship and understanding.
- ◆ Seeks to defeat injustice, not people.
- ◆ Holds that suffering can educate and transform.
- ◆ Chooses love instead of hate.
- ◆ Believes that the universe is on the side of justice.

### Questions:

After reading the passage discuss the the questions below as a class:

Martin Luther King, Jr. was a civil-rights activist. What were the causes he was fighting for?


What are the benefits of using non-violent means for protests and assemblies?

Have you ever been in a situation that was difficult? How were able to resolve it?


# Let Freedom Sing: America the Beautiful

Use the link below to listen to the song and then draw, or cut and paste what you imagine those areas to look like.


<https://youtu.be/aKbaysfr6ts?si=u60VF2yLN8-VMA5o>




Oh, beautiful for spacious skies.



For amber waves of grain.



for purple mountain majesties,




above the fruited plain...

# Let Freedom Sing

AMERICAN HISTORY: NAME THOSE NOUNS

Sort the nouns into the categories below.

PERSON	PLACE	THING



## WORD BANK

- George Washington
- Washington DC
- Freedom
- Pennsylvania Avenue
- Abraham Lincoln
- Declaration of Independence
- Election
- Maryland
- Vice President
- Supreme Court Justice
- Bluegrass music
- Diversity
- Immigrants
- Atlantic Ocean
- Humanity
- History
- Capitol
- Rock and Roll
- Appalachian mountains
- Lyrics



# Let Freedom Sing

Watch this story about the history of our great country and answer the questions that follow:

[HTTPS://YOUTU.BE/DGFEGANXHPC?SI=WED4JPCEU8SP34CP](https://youtu.be/DGFEGANXHPC?si=WED4JPCEU8SP34CP)

- What is a national anthem?
- What is the National Anthem of the U.S.A.?
- What year was our National Anthem written?
- Why was it written?

## The Star Spangled Banner

### Fill in the blanks:

Say, can you see  
By the dawn's early \_\_\_\_\_  
What so proudly we hailed  
At the \_\_\_\_\_ last gleaming?  
Whose broad stripes and bright stars  
Through the perilous \_\_\_\_\_  
O'er the ramparts we watched  
Were so \_\_\_\_\_ streaming?  
And the rockets' red glare  
The bombs \_\_\_\_\_ in air  
Gave \_\_\_\_\_ through the night  
That our flag was \_\_\_\_\_ there  
O say, does that star-spangled banner \_\_\_\_\_ wave  
O'er the land of the \_\_\_\_\_ and the home of the \_\_\_\_\_!

# Let Freedom Sing

## USA Word Search



J	M	O	D	E	E	R	F	H	U	N
U	U	S	R	E	B	O	I	N	E	O
H	N	L	O	T	U	S	H	E	C	I
H	I	S	Y	R	T	L	R	T	L	T
N	T	S	T	O	T	N	G	A	O	A
I	E	H	R	Y	E	D	I	R	P	R
L	D	Y	T	O	E	E	D	B	R	A
L	N	O	S	R	E	F	F	E	J	L
P	A	R	A	D	E	I	F	L	C	C
A	M	E	R	I	C	A	L	E	A	E
S	S	S	E	R	G	N	O	C	S	D

AMERICA

JULY

CONGRESS

CELEBRATE

FREEDOM

UNITED

JEFFERSON

HISTORY

FOURTH

DECLARATION

PARADE

PRIDE

# Let Freedom Sing: SEL

## MY HISTORY CAPSULE



My name: \_\_\_\_\_

My age: \_\_\_\_\_ My grade: \_\_\_\_\_

Today's date: \_\_\_\_\_

My best friend is: \_\_\_\_\_

My favorite food is: \_\_\_\_\_

My favorite TV show is: \_\_\_\_\_

In my spare time I like to: \_\_\_\_\_

When I grow up I want to be: \_\_\_\_\_

In the future, I hope:

\_\_\_\_\_

\_\_\_\_\_

\_\_\_\_\_

\_\_\_\_\_



# Student to Family Cooperative Activity Ideas:

- Create a home theater space: Dedicate a specific area in your home as a temporary theater space. It can be anywhere with a little bit of space to "put on a show". Create a cozy ambiance with lighting and comfortable seating.
- Create tickets and programs: Design and print them at home or even hand made. Deliver the tickets to family members, and the programs can include information about the performance, cast, and crew. This adds a touch of authenticity and excitement.
- Snack bar and concessions: Set up a snack bar or concessions stand with a variety of treats and refreshments. You can even create special themed snacks related to the performance you are watching.
- Interactive viewing experience: Encourage audience participation during the performance. For example, during a musical, you can sing along to the songs and clap during applause-worthy moments!
- Post-show discussions: After the performance, have a family discussion about the show. Share your thoughts, favorite moments, and discuss the themes or lessons portrayed. This can foster critical thinking and encourage creativity in your kids.
- **Remember, the goal is to create a memorable and immersive experience. Adapt these ideas based on your family's preferences and the resources available to you. The key is to have fun and enjoy the theater experience in your digs!**

## Additional Activity Ideas:



- Memory jars: Create a memory jar with your children. Write down favorite childhood memories on small pieces of paper and put them in a jar. Each week or month, take turns pulling out a memory and sharing it. This can spark conversations and lead to further discussions about your childhood experiences, and theirs too!
- Bedtime stories: Instead of reading traditional bedtime stories, take turns sharing personal stories from your childhood. These could be tales of adventure, funny incidents, or heartwarming experiences. This can create a strong bond between you and your children as you share personal narratives.
- Encourage your kids to create their own journals or scrapbooks to document their childhood memories. Take the opportunity to share your childhood stories as you help them with their own projects. You can even contribute by adding some of your own stories or mementos to their journals.
- What was your favorite song, band or genre growing up? Play a few songs for your child/children and let them play a few of their favorites for you!
- Create traditions with your child/children!: Establish special rituals or traditions that you can share. It could be a weekly movie night, cooking together on weekends, going for a walk after dinner, or singing at the top of your lungs before bedtime.

**Standards Alignment: Let Freedom Sing**

**Standards Alignment:** The activities in this guide are aligned with the standards listed below. When teachers incorporate the arts, they increase student engagement, offer multiple points for students to access the curriculum, and provide alternate means for students to demonstrate what they know.

Florida's Benchmarks for Excellent Student Thinking (B.E.S.T.)	
Kindergarten through Grade 12/ English Language Arts	
ELA.K12.EE.1.1	Cite evidence to explain and justify reasoning.
ELA.K12.EE.2.1	Read and comprehend grade-level complex texts proficiently.
ELA.K12.EE.3.1	Make inferences to support comprehension.
ELA.K12.EE.4.1	Use appropriate collaborative techniques and active listening skills when engaging in discussions in a variety of situations.
ELA.K12.EE.5.1	Use the accepted rules governing a specific format to create quality work.
ELA.K12.EE.6.1	Use appropriate voice and tone when speaking or writing.
Social Studies K-5	
SS.1. A.2.1	Understand history tells the story of people and events of other times and places.
SS.K.A.2.2	Recognize the importance of celebrations and national holidays as a way of remembering and honoring people, events, and our nation's ethnic heritage.
SS.2. A.2.8	Explain the cultural influences and contributions of immigrants today.
SS.5. A.5.5	Examine and compare major battles and military campaigns of the American Revolution.



# My Theater Review

I saw: \_\_\_\_\_

Reviewed by: \_\_\_\_\_

This play/musical was about...

Here's a drawing of  
my favorite character:

It made me feel:

I learned:

I gave this play/musical .... stars.



**We'd love to hear from you! If you'd like to submit this review,  
please send to [jenriquez@browardcenter.org](mailto:jenriquez@browardcenter.org)**