

CURRICULUM CONNECTIONS

Preserving Our Coral Reefs



Support for SEAS has been provided by the Frederick A. DeLuca Foundation and the following Funds at the Community Foundation of Broward:

Mildred H. Fagen Charitable Fund
Leonard & Sally Robbins Fund
Mary and Alex Mackenzie Community Impact Fund



Frederick A. DeLuca
FOUNDATION



What's included in Curriculum Connections:

Letter to Teachers...page 2

Theater Etiquette...page 3

From Page to Stage (How to explain adaptations)...page 4

Story/Synopsis...page 5

Pre and Post Show Worksheets/Links and Activities...pages 6-13

Florida Standards Alignments...page 14

Student to Family Cooperative Activity Ideas...page 15

Student Theater Review...page 16

Know Before you Go:

- Arrive at the theater 15 to 20 minutes before show time. Allow extra time for Broward County traffic. We are unable to start a show late.
- Please stay on the bus until greeted by a SEAS usher. At that time, please give the usher your BUS document and the usher will escort you to the theater.
- Remember to watch our Know Before You Go Video:

<https://tinyurl.com/ElementarySeasWelcome>

Sensory Experience Ratings:

Below are some ratings to help students prepare for the experience.

A rating of 1 represents a small amount and a rating of 5 represents a large amount.

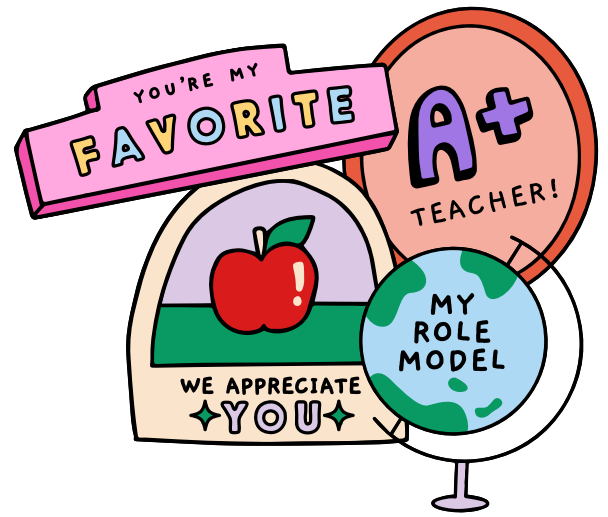
- Potentially Anxious Moments: 0
- Scarieness: 0
- Theatrical Effects: 0





Dear Teacher,

We appreciate you!



This guide can help in your classroom, whether before or after coming to see a play or musical it can be used to highlight important concepts. The curriculum connections introduced by the Broward Center for the Performing Arts are always aligned to the Florida Standards with the idea that they introduce another tool to effectively implement engaging methods to bring the page to the stage.

Curriculum Connections improve comprehension, help students organize information, and assist students' metacognition by enabling students to check for understanding. It is designed to be used before or after coming to the theater unless otherwise stated and may contain activities for certain grade levels (this will be clearly labeled).

Curriculum Connections will always contain a reminder of theater etiquette as well as a social emotional learning activity, and a Student-Family Cooperative Activity. The activities may be re-printed for individual use, used on smart boards as class activities, or in groups. It is suggested to discuss the play or musical as a class before your field trip.

Remember to follow us on Facebook and Instagram @Broward Center Education and use the QR code (below) for our Teacher's Lounge to receive insight about discounted tickets and information for you and your students!

*nothing
but
gratitude!*

MUCH
appreciated






Theater etiquette

There is so much that goes into creating a show for the stage. Behind the scenes, there are people who control the lights and the sound, the sets and the props. There are directors, writers, producers, musicians, and choreographers. So many people work together to create the performance you and everyone in the audience watches.

It is helpful to remind students of appropriate audience etiquette by explaining and discussing WHY these rules of behavior are important:

- Restroom visits are best made prior to the performance.
- Listen carefully to the ushers and your teachers. This gets everyone to your seats quickly and ensures a pleasant experience.
- Turn watches and cell phones to silent.
- Walk single file, hold hand rails as you use the steps for your safety.
- Listen carefully to each performer. They are working hard to entertain and inform with lots of clues about the story.
- Refrain from TALKING. This allows everyone to enjoy the show without distraction. Sometimes we think that if we whisper it is okay. But, if everyone in the audience whispers, it becomes disruptive.
- Laugh if something is funny, but not too loudly, you don't want to miss any dialogue.
- Photography and recording are not permitted.
- Pay attention to the lighting, scenery, costumes and music. All of these elements help provide more details to tell the story in an interesting way.
- Applaud (clap) and laugh at the right moments. This shows the performers that you respect and appreciate their work.

From Page to Stage



Books make wonderful theater! When adapting a book however, changes must be made to the plot, setting and/or characters to accommodate the length of the play or to help bring the show to life on stage!

Here are some famous adaptations you may know:

Legally Blonde/Les Miserables/The Wonderful Wizard of Oz/Mary Poppins/How the Grinch Stole Christmas/The Color Purple/A Christmas Carol/The Secret Garden/Charlie and the Chocolate Factory/Cinderella/Alice in Wonderland/Beauty and the Beast/Romeo and Juliet

Vocabulary to share with students:

Adaptation: Something that has changed so that it can be presented in another form.

Playwright: A person who writes plays.

Lyricist: A person who writes the words of a song.

Composer: A person who writes music.

Author: A person who writes something such as a book or an article.

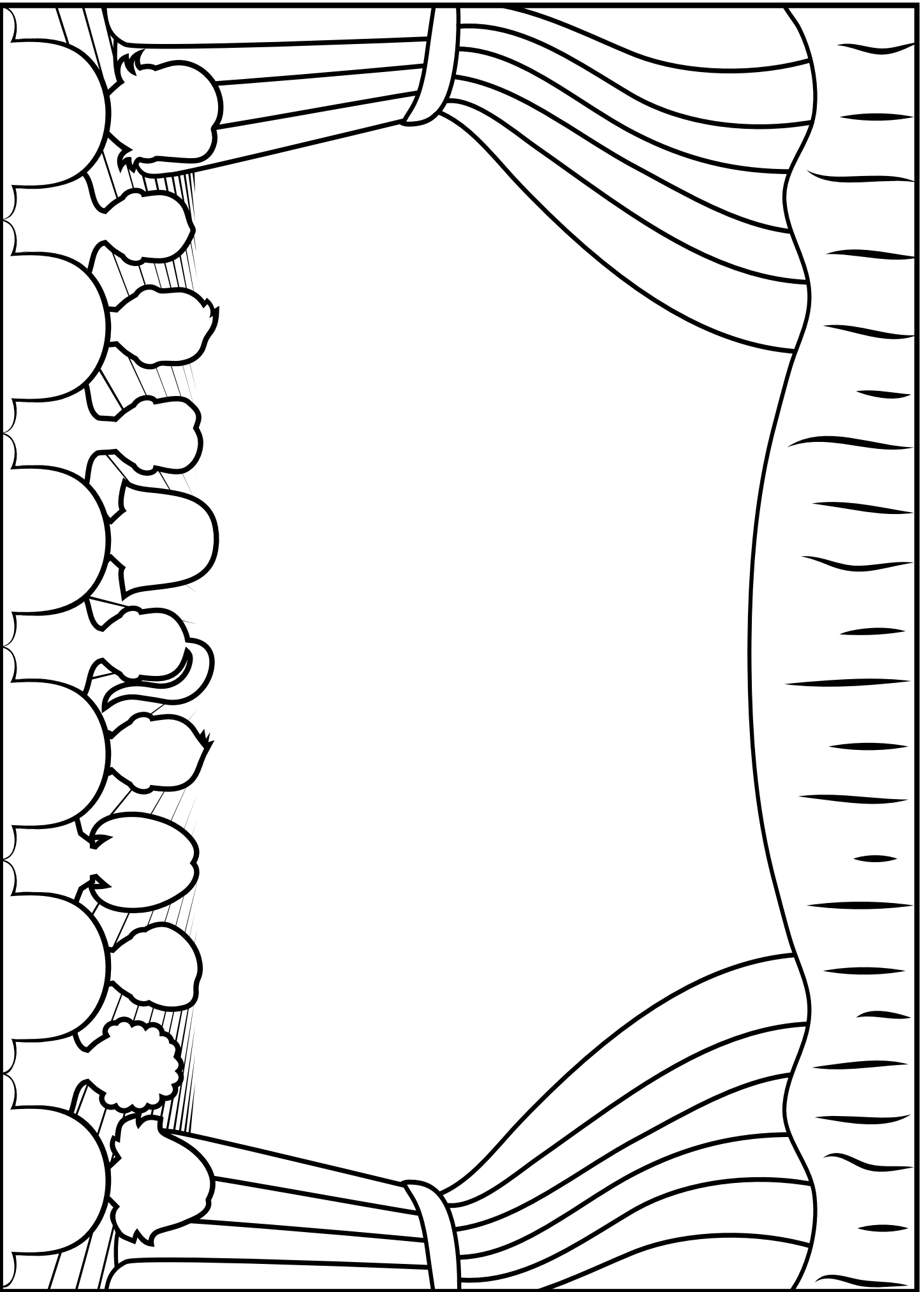
Characters: the individuals portrayed by actors in a play or musical.

Director: A key creative figure in theater responsible for overseeing the artistic aspects of a production.

Pre-Show creative questions:

Ask your students, "If you could adapt any book for the stage, which book would you choose and why?" Invite them to draw a picture of the story they would adapt on stage. Define "costumes" "set" and "props" and ask them to draw what the set would look like on stage as well as the characters' costumes. (Use the next page to spark creativity)

Choose a book or story to adapt to a play or musical.
Draw a picture of the set and props and/or actors in costume here.



South Florida Symphony Orchestra Preserving Our Coral Reefs Synopsis:



Music, visual art, participation, and beautiful media introduce students to the exciting STEAM careers that can save our planet and the teamwork that creates success in the reef and beyond!

Our blue Earth is 71% water; 95% is in our oceans.

The ocean and its inhabitants is like a symphony of individuals, each with their role, working together for balance and beauty. One of the most important parts of the ocean is the coral reef, which is the rainforest of the ocean! Although only 1% of the ocean, coral reefs support over 25% of all marine life on earth. Without the coral reefs, every form of marine life on earth is threatened with loss of habitat, food, and even extinction.

In this STEAM and arts-integrated program, students, costumed as scientists, technologists, engineers, media, artists and mathematicians, are coached by the artists to state their roles in rebuilding the reef and more as the indicator species that reveal that the reef is rebuilt and healthy! The emotional connection of science and the arts helps students see their role in preserving their world!



FLORIDA'S CORAL REEF'S FACT FILE


Roughly two-thirds of Florida's Coral Reef lies within Biscayne National Park and the Florida Keys National Marine Sanctuary, a marine protected area that surrounds the Florida Keys island chain.



- Sombrero Reef. 489. Reefs.
- Spiegel Grove. 535. Reefs
- Vandenberg Wreck.
- Alligator Reef Light House.
- Grecian Rocks.
- Coffins Patch. Reefs.
- North Dry Rocks. Reefs.
- Key Largo Undersea Park. Reefs




LIFE ON THE REEF



- More than 45 species of stony corals and 35 species of octocorals are found along Florida's Coral Reef.
- Almost 1,400 species of marine plants and animals, including more than 40 species of stony corals and 500 species of fish, live on the Florida Reef.

THREATS


- Increased ocean temperatures
- Pollution
- Climate Change
- Stony Coral tissue loss disease



FORMATION

Florida's Coral Reef came into existence 10,000 years ago when sea levels rose following the last Ice Age.

Reef growth is relatively slow; individual colonies grow only one-half inch to seven inches a year, depending on the species.

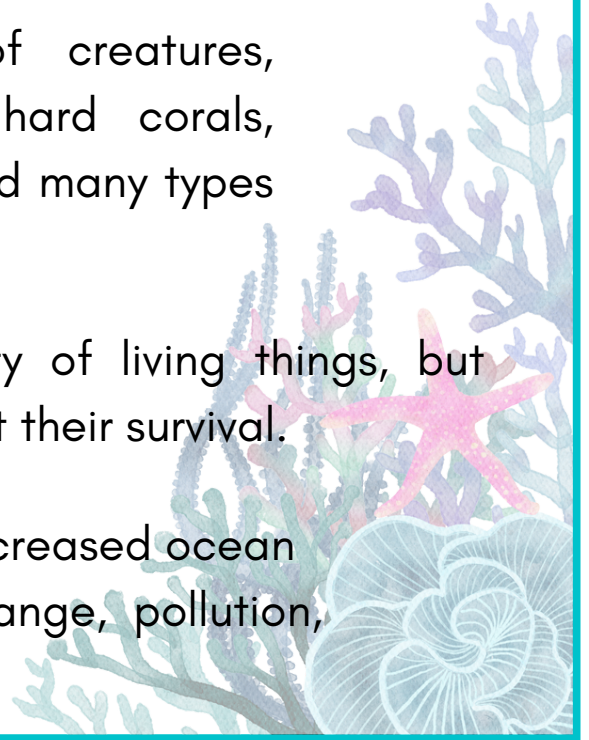


Preserving our Coral Reefs

Reefs are home to thousands of creatures, including birds, sharks, soft and hard corals, jellyfish, crabs, turtles, worms, fish, and many types of fish.

Reefs are home to a great diversity of living things, but changes in the environment can affect their survival.

The biggest threats to reefs include increased ocean temperatures as a result of climate change, pollution, overfishing, and disease.



1 Name a unique feature of a reef: _____

2 List four (4) threats to reefs:
⊙ _____ ⊙ _____
⊙ _____ ⊙ _____

3 Why is it important to preserve our reefs?

4 How can we use tourism to help protect reefs for future generations?

Preserving our Coral Reefs: Creative Writing



Describe the image using the senses listed below:



I see... _____



I feel... _____



I smell... _____




I hear... _____

Write at least two sentences to describe the image using some of the senses above, and include at least two adverbs or adjectives:

Preserving Our Coral Reefs

Sea Animals Word Scramble

Unscramble the words.




ihsf

yleljihfs




ctouosp

rsihmp



askhr

idoplhn



lsobtre

tshriafs

eahwl

arbc





Preserving our Coral Reefs

OCTO-MAZE

Help the octopus find his friend.

Start

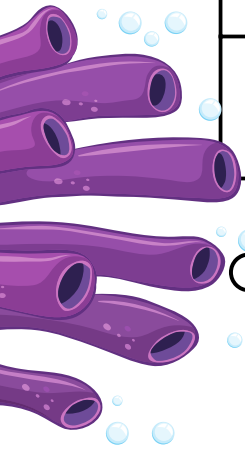



Preserving our Coral Reefs

UNDER THE SEA

WORD SEARCH

T	U	R	T	L	E	S	I	D
J	O	C	T	O	P	U	S	O
D	S	R	E	E	F	L	H	L
I	L	A	R	O	C	L	A	P
U	J	B	K	Y	E	E	R	H
Q	W	H	A	L	E	H	K	I
S	T	A	R	F	I	S	H	N
J	E	L	L	Y	F	I	S	H



OCTOPUS



STARFISH

JELLYFISH

SHELL

CRAB

DOLPHIN

SQUID



SHARK

CORAL

WHALE

TURTLE


REEF



Preserving our Coral Reefs

FISH SYMMETRY

Complete the picture by drawing the other half.



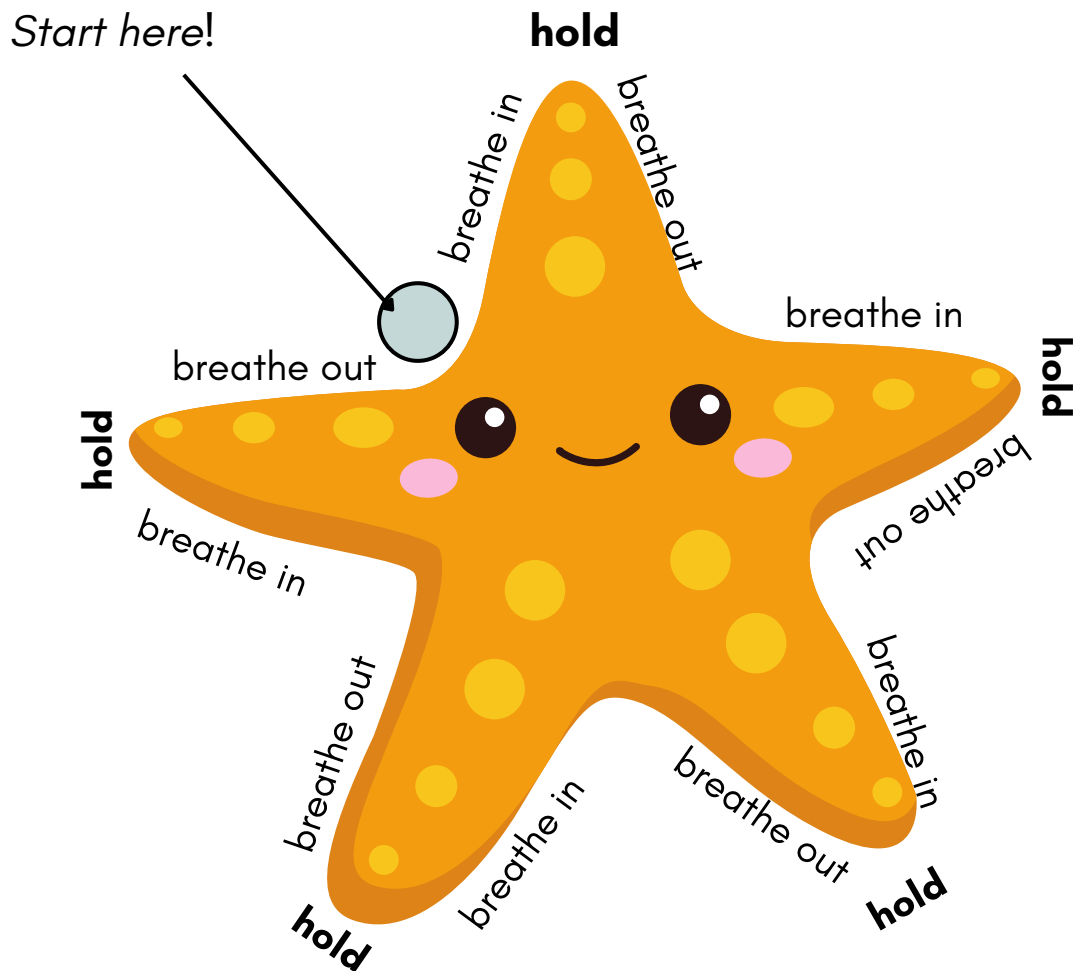
Preserving Our Coral Reefs

SEL

CONTROLLED

breathing

Starting on the dot, follow the prompts while you trace your finger around the star in a clockwise direction.



Repeat this process a few times nice and slow!

Standards Alignment: SFSO Exploring the Coral Reefs

Standards Alignment: The activities in this guide are aligned with the standards listed below. When teachers incorporate the arts, they increase student engagement, offer multiple points for students to access the curriculum, and provide alternate means for students to demonstrate what they know.

Florida's Benchmarks for Excellent Student Thinking (B.E.S.T.)/NGSSS

Kindergarten through Grade 12/ English Language Arts

ELA.K12.EE.1.1	Cite evidence to explain and justify reasoning.
ELA.K12.EE.2.1	Read and comprehend grade-level complex texts proficiently.
ELA.K12.EE.3.1	Make inferences to support comprehension.
ELA.K12.EE.4.1	Use appropriate collaborative techniques and active listening skills when engaging in discussions in a variety of situations.
ELA.K12.EE.5.1	Use the accepted rules governing a specific format to create quality work.
ELA.K12.EE.6.1	Use appropriate voice and tone when speaking or writing.

Next Generation Sunshine State Standards/Science

SS.2.G.1.3	Label on a map or globe the continents, oceans, Equator, Prime Meridian, North and South Pole.
SS.3.G.1.3	Label the continents and oceans on a world map.
SC.5.E.7.2	Recognize that the ocean is an integral part of the water cycle and is connected to all of Earth's water reservoirs via evaporation and precipitation processes.

K-5 Student to Family Cooperative Activity Ideas:

- Create a home theater space: Dedicate a specific area in your home as a temporary theater space. It can be anywhere with a little bit of space to "put on a show". Create a cozy ambiance with lighting and comfortable seating.
- Create tickets and programs: Design and print them at home or even hand made. Deliver the tickets to family members, and the programs can include information about the performance, cast, and crew. This adds a touch of authenticity and excitement.
- Snack bar and concessions: Set up a snack bar or concessions stand with a variety of treats and refreshments. You can even create special themed snacks related to the performance you are watching.
- Interactive viewing experience: Encourage audience participation during the performance. For example, during a musical, you can sing along to the songs and clap during applause-worthy moments!
- Post-show discussions: After the performance, have a family discussion about the show. Share your thoughts, favorite moments, and discuss the themes or lessons portrayed. This can foster critical thinking and encourage creativity in your kids.
- **Remember, the goal is to create a memorable and immersive experience. Adapt these ideas based on your family's preferences and the resources available to you. The key is to have fun and enjoy the theater experience in your digs!**

Additional Activity Ideas:



- Memory jars: Create a memory jar with your children. Write down favorite childhood memories on small pieces of paper and put them in a jar. Each week or month, take turns pulling out a memory and sharing it. This can spark conversations and lead to further discussions about your childhood experiences, and theirs too!
- Bedtime stories: Instead of reading traditional bedtime stories, take turns sharing personal stories from your childhood. These could be tales of adventure, funny incidents, or heartwarming experiences. This can create a strong bond between you and your children as you share personal narratives.
- Encourage your kids to create their own journals or scrapbooks to document their childhood memories. Take the opportunity to share your childhood stories as you help them with their own projects. You can even contribute by adding some of your own stories or mementos to their journals.
- What was your favorite song, band or genre growing up? Play a few songs for your child/children and let them play a few of their favorites for you!
- Create traditions with your child/children!: Establish special rituals or traditions that you can share. It could be a weekly movie night, cooking together on weekends, going for a walk after dinner, or singing at the top of your lungs before bedtime.



My Theater Review

I saw: _____

Reviewed by: _____

This play/musical was about...

Here's a drawing of
my favorite character:

It made me feel:

I learned:

I gave this play/musical stars.



**We'd love to hear from you! If you'd like to submit this review,
please send to jenriquez@browardcenter.org**