



**BROWARD
CENTER** FOR
THE
PERFORMING ARTS®

Social NARRATIVE

A guide to preparing new audiences for a memorable sensory-inclusive live theater experience



**SENSORY
INCLUSIVE**

KNOW BEFORE YOU GO



BUY TICKETS

Tickets are available at the Broward Center website at a special rate: **\$10.00**



PRE-SHOW

1-hour Pre-Show Arts & Crafts activity provided by Young at Art Museum



SHOW TIME!

Performance will last 1 hour

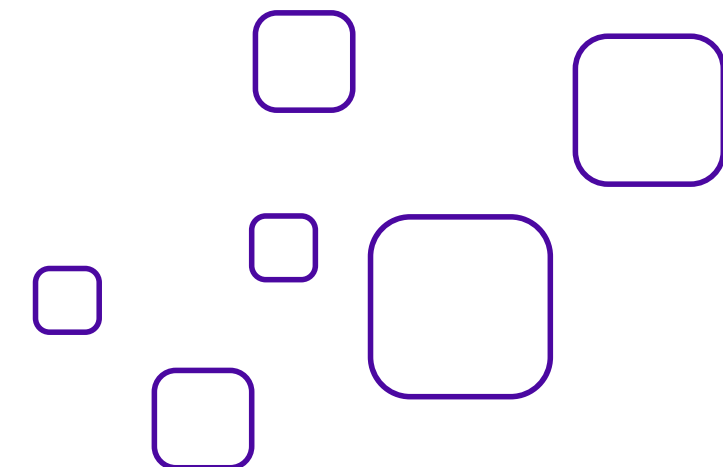


POST-SHOW

30-minute Post-Show Meet & Greet in the upper lobby



Face coverings are welcome but not required



PERFORMANCE TIMELINE




**SENSORY
INCLUSIVE**

Broward Center's performance timeline: *Sunday, January 26th at 10:30 AM*



PRE-SHOW ARTS & CRAFTS

9:30 AM - 10:30 AM



SHOW BEGINS

10:30 AM



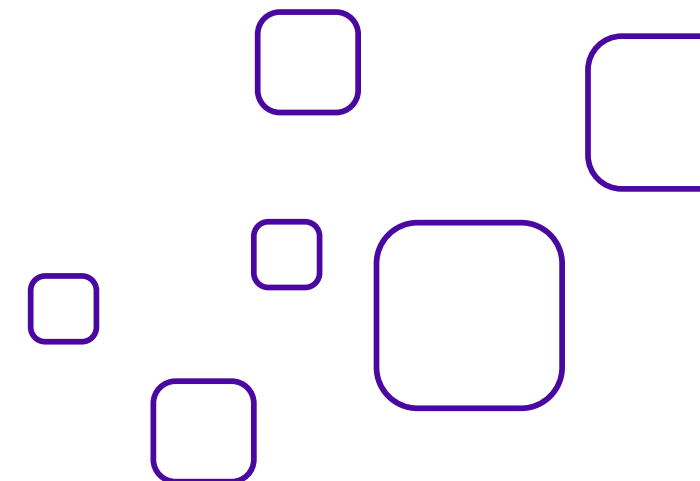
SHOW ENDS

11:30 AM



POST-SHOW MEET & GREET

11:30 PM – 12:00 PM



MY VISIT TO THE BROWARD CENTER



**I will be going to the Broward Center to see a performance.
I have tickets to watch:**



Pete the Cat Sensory-Inclusive Performance

When I get to the Broward Center, I will come from the parking garage across the street or I will be dropped off at the top of the hill at the Amaturro Theater.



Across the street parking garage

OR



Top of the hill: Amaturro Theater

If I am parking in the garage, I will make sure to pay for my parking by using the  "ParkMobile" signs.



zone #
12333
 **ParkMobile**

**Contactless
Parking Payments**

Ways to Pay

Download ParkMobile	Scan to Pay at ParkMobile.io	Text "Park" to 77223*
 Download on the App Store		
 GET IT ON Google Play		

WAYS TO PARK

Download ParkMobile	Pay Online at ParkMobile.io
 Download on the App Store	
 GET IT ON Google Play	
Text "park" to # on sign	Pay Your Way
	

If I am coming from the parking garage, then I will walk to the top of the hill towards Amaturu Theater.



Once I get to the top of the hill, I will walk to the box office.



Box Office

There will be cars and people in line. It might get noisy too, but I will stay with my group and patiently wait for my turn to show the ticket.



Once I get to the box office, I and everyone in my group will show our tickets before going into the theater.



When I enter, I will go through the lobby. There I will see signs to the restroom, buy a snack, and walk around the lobby.



Restrooms



Buy a snack



Walk in the lobby

If I need help, I can ask an usher wearing a white shirt, red tie, and black pants. If I am lost, the usher can help me find my seat, restroom, or even my group.



Ushers

The lobby has a lot of fun activities to see and explore before the show starts, but it may get too loud and crowded. I will stay close to my group.



Crowded Lobby



Stay with my group

In the lobby, I may get to do arts and crafts, meet the actors, or touch the actor's costumes from the performance. I will wait patiently until it is my turn for the activity.



Arts and crafts




Meet the actors



Touch costumes from the show


An announcement will be made to go to my seat so I can enjoy the first half of the show.



When I get into the theater, I will see a lot of seats and people. Each seat has a number that matches the number on the ticket.



My ticket has my and my group's seating numbers so we can sit together. I can show the usher my ticket so they can show me and my group to our seats.



If I use a wheelchair then I will be seated accordingly with my group.



When I get to my seat, I will wait patiently for the show to start.



Once the show is ready to begin, the lights will become dim. I will see enough light around the theater including the aisle seats.



Before the show starts, someone will come on stage and make an announcement.



I may meet some of the actors, who are pretending to be different characters in the show. What I will see on stage is not real; they are actors playing a part in a show. They may have masks, costumes, and toys, and they are trained to make the story look real.



The show is fun! I can laugh, dance, and clap during the show while staying in my seat.



I can take a break at any time if I tell my parents or group. Then they will take me to the ABA Centers of Florida Sensory Quiet Room.



I will follow the signs to the sensory quiet room. I can stay there until I am ready to go back to my seat and continue watching the show.



When the show gets too loud, I will use a pair of headphones that will make me feel more comfortable. I can also use a fidget toy while watching the show in my seat.



After the show ends, I will clap for the the actors to show that they did a good job.



When the show is over, there will be a lot of people leaving. I may have to wait for my turn to leave the theater to go to the lobby.



When I walk to the upper lobby, I will follow instructions to meet with the actors. I may have to wait in line before I can take a picture with my group.



I can express “thank you” to the ushers and actors for making me and my group feel welcome.




**I had so much fun watching the show at the Broward Center!
I can come back again for another show!**





**BROWARD
CENTER** FOR
THE
PERFORMING ARTS®

The Broward Center's sensory-inclusive programming is made possible by the generous support of the following funders:



The Batchelor Foundation

Gore Family Memorial Foundation Trust



Nicklaus Children's Hospital



The TAFT FOUNDATION