



**BROWARD  
CENTER** FOR  
THE  
PERFORMING ARTS®

*A guide to preparing new audiences  
for a memorable sensory-inclusive  
live theater experience!*



**SENSORY  
INCLUSIVE**

# KNOW BEFORE YOU GO



## BUY TICKETS

Tickets are available at the Broward Center website at a special rate: \$10.00



## SHOW TIME!

Performance will last about 1 hour



## POST-SHOW

30-minute Post-Show Meet & Greet in the upper lobby



## POST-SHOW

Face coverings are welcome but not required




# PERFORMANCE TIMELINE



**SENSORY  
INCLUSIVE**

## Broward Center's performance timeline:



**SHOW BEGINS**

**11:00 AM**



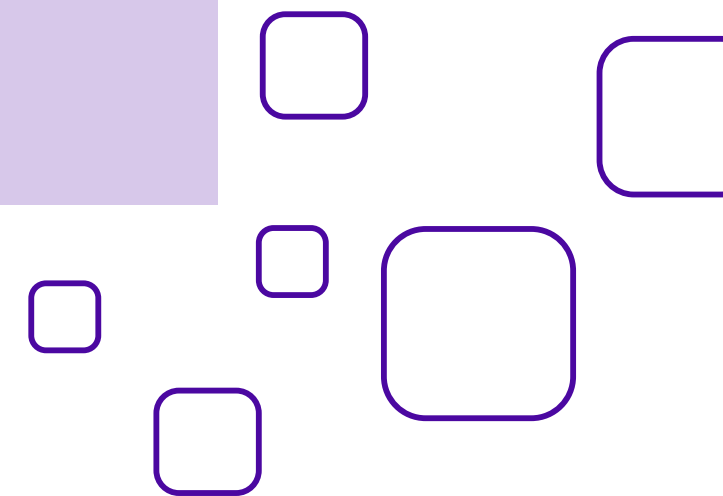
**SHOW ENDS**

**12:00 PM**



**POST-SHOW MEET  
& GREET**

**12:00 PM – 12:30 PM**



# MY VISIT TO THE BROWARD CENTER



**I will be going to the Broward Center to see a performance.  
I have tickets to watch:**



**THE MAGIC OF KEVIN SPENCER:  
A SENSORY-INCLUSIVE PERFORMANCE**

**When I get to the Broward Center, I will come from the parking garage across the street or I will be dropped off at the top of the hill at the Amaturro Theater.**




**Across the street parking garage**

**OR**



**Top of the hill: Amaturro Theater**

If I am parking in the garage, I will make sure to pay for my parking by using the  “ParkMobile” signs.



zone #  
**12333**  
 **ParkMobile**

**Contactless  
Parking Payments**


**Ways to Pay**

Download ParkMobile	Scan to Pay at ParkMobile.io	Text “Park” to 77223
 Download on the App Store		
 GET IT ON Google Play		

**WAYS TO PARK**

<b>Download ParkMobile</b>	<b>Pay Online at ParkMobile.io</b>
 Download on the App Store	
 GET IT ON Google Play	
<b>Text “park” to # on sign</b>	<b>Pay Your Way</b>
	

**If I am coming from the parking garage, then I will walk to the top of the hill towards Amaturro Theater.**





Once I get to the top of the hill, I will walk to the box office.



Box Office

**There will be cars and people in line. It might get noisy too, but I will stay with my group and patiently wait for my turn to show the ticket.**



Once I get to the box office, I and everyone in my group will show our tickets before going into the theater.



**After I arrive at the Broward Center, I will walk to the door next to the Amaturro Theater, and walk straight through the lobby to the Rose Miniaci Education Center.**



**Door to the Abdo New River Room**



**Lobby of Abdo New River Room**



**Abdo New River Room**

**If I need help, I can ask an usher wearing a white shirt, red tie, and black pants. If I am lost, the usher can help me find my seat, restroom, or even my group.**



**Ushers**

When I enter, I will go through the lobby. There I will see signs to the restroom, buy a snack, and walk around the lobby.



Restrooms




Buy a snack



Walk in the lobby

**An announcement will be made to go to my seat so I can enjoy the show.**



**While sitting, there will be some space between me and other groups of people. I can walk around in the room if needed.**

**After I sit down in my seat, the lights will become dim, but there will still be enough light to see around the room. I have nothing to be scared about.**





**Before the show starts, someone will come on stage and make an announcement.**



**This performance will be interactive, which means I can be part of the show. If Kevin Spencer asks for volunteers, I will stay in my seat and raise my hand to show that I am interested in being a part of the show!**



**If Kevin Sencer calls on me I will carefully walk up to the stage and follow his directions. It will be fun to be part of the show! After I am finished I will walk back to my seat and enjoy the rest of the show.**



**During the show I can laugh, dance, and clap during the show while staying in my seat.**



**I can take a break at any time if I tell my parents or group. Then they will take me to the ABA Centers of Florida Sensory Quiet Room.**



**I will follow the signs to the sensory quiet room. I can stay there until I am ready to go back to my seat and continue watching the show.**



**When the show gets too loud, I will use a pair of headphones that will make me feel more comfortable. I can also use a fidget toy while watching the show in my seat.**



**As the show ends, I will clap for the the actors to show that they did a good job.**





**After the show is over, I will be able to meet Kevin Spencer! I may have to wait in line before I can take a picture with my group.**



**I can express “thank you” to the ushers and actors for making me and my group feel welcome.**



**I had so much fun watching the show at the Broward Center!  
I can come back again for another show!**





**BROWARD  
CENTER** FOR  
THE  
PERFORMING ARTS®

*The Broward Center's sensory-inclusive programming is made possible by the generous support of the following funders:*



The Batchelor Foundation

Gore Family Memorial  
Foundation Trust



Nicklaus  
Children's  
Hospital

